






How do I pay with Zelle®?

Look for Zelle® in your banking app.

HOW TO GET STARTED:

-  **Access Zelle®** – Enroll your email address or U.S. mobile number through your banking app.
-  **Find us** – Enter our business
-  **Choose the amount** – Input how much you want to pay and tap “send.” We’ll receive a notification letting us know you sent the payment.

Note: With Zelle®, money moves directly from one bank account to another, so you should only send payments to businesses you trust. Also, always ensure you’ve used the correct email address or U.S. mobile number when sending payments. Zelle® does not offer purchase protection.

To send or receive money with a small business, both parties must be enrolled with Zelle® directly through their financial institution’s online or mobile banking experience. Terms and conditions apply.




Zelle® and the Zelle® related marks are wholly owned by Early Warning Services, LLC and are used herein under license.



How do I pay with Zelle®?

Look for Zelle® in your banking app.

HOW TO GET STARTED:

-  **Access Zelle®** – Enroll your email address or U.S. mobile number through your banking app.
-  **Find us** – Enter our business
-  **Choose the amount** – Input how much you want to pay and tap “send.” We’ll receive a notification letting us know you sent the payment.

Note: With Zelle®, money moves directly from one bank account to another, so you should only send payments to businesses you trust. Also, always ensure you’ve used the correct email address or U.S. mobile number when sending payments. Zelle® does not offer purchase protection.

To send or receive money with a small business, both parties must be enrolled with Zelle® directly through their financial institution’s online or mobile banking experience. Terms and conditions apply.




Zelle® and the Zelle® related marks are wholly owned by Early Warning Services, LLC and are used herein under license.



How do I pay with Zelle®?

Look for Zelle® in your banking app.

HOW TO GET STARTED:

-  **Access Zelle®** – Enroll your email address or U.S. mobile number through your banking app.
-  **Find us** – Enter our business
-  **Choose the amount** – Input how much you want to pay and tap “send.” We’ll receive a notification letting us know you sent the payment.

Note: With Zelle®, money moves directly from one bank account to another, so you should only send payments to businesses you trust. Also, always ensure you’ve used the correct email address or U.S. mobile number when sending payments. Zelle® does not offer purchase protection.

To send or receive money with a small business, both parties must be enrolled with Zelle® directly through their financial institution’s online or mobile banking experience. Terms and conditions apply.

Zelle® and the Zelle® related marks are wholly owned by Early Warning Services, LLC and are used herein under license.